

OCTOBER 2017

Downtown San Mateo Office Report



DOWNTOWN SAN MATEO OFFICE STATISTICS AS OF OCTOBER 1ST, 2017

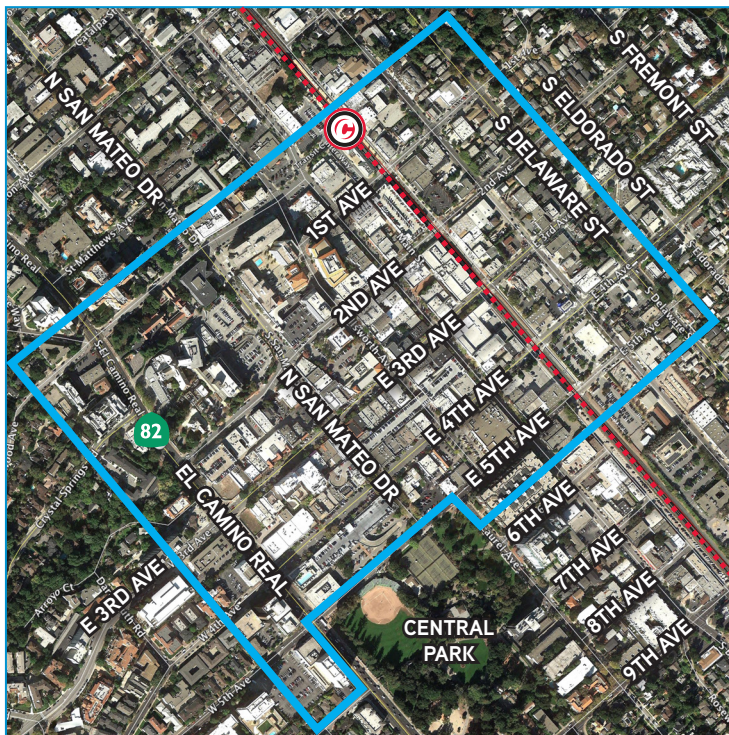
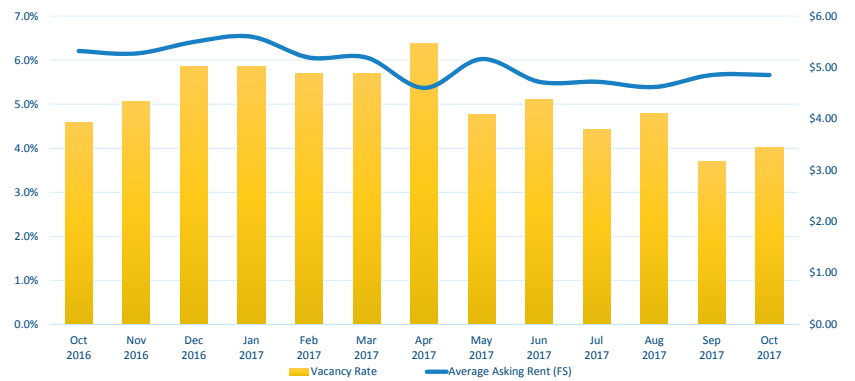
Building Base	Direct Vacant	Sublease Vacant	Total Vacant	Total Vacancy Rate	Avg. Asking Rate (FS)
762,739	28,228	2,356	30,584	4.01%	\$4.85

MARKET INDICATORS

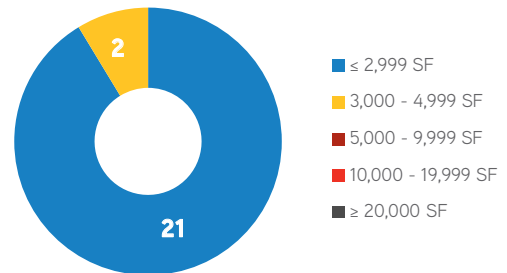
DOWNTOWN SAN MATEO OFFICE

VACANCY RATE	↑
GROSS ABSORPTION	↓
NET ABSORPTION	↑
NUMBER OF VACANT SPACES	↑
WEIGHTED AVG. ASKING RATE (FS)	↔

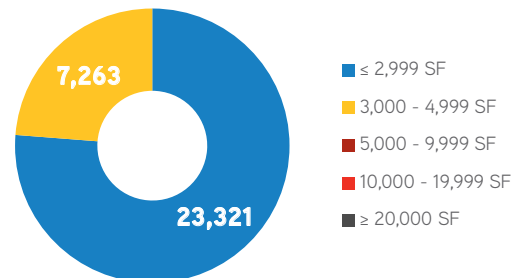
VACANCY RATES VS. ASKING RENTS



NUMBER OF VACANT SPACES



TOTAL VACANT SQUARE FEET



COLLIERS INTERNATIONAL | San Francisco Peninsula | 203 Redwood Shores Parkway, Suite 125 | Redwood City, CA 94065
 MAIN +1 650 486 2200 | FAX +1 650 486 2201

colliers.com/redwoodcity

The information furnished has been obtained from sources we deem reliable and is submitted subject to errors, omissions and changes. Although Colliers International has no reason to doubt its accuracy, we do not guarantee it. All information should be verified by the recipient prior to lease, purchase, exchange, or execution of legal documents. © 2017 Colliers International