

# Sand Hill Road Report



## SAND HILL ROAD OFFICE STATISTICS AS OF FEBRUARY 1ST, 2017

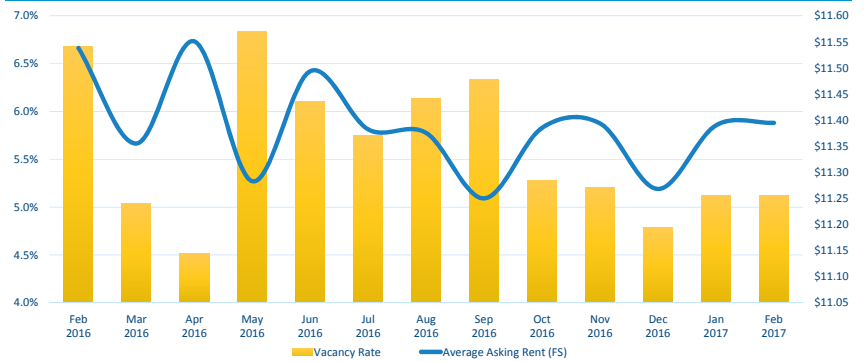
Building Base	Direct Vacant	Sublease Vacant	Total Vacant	Total Vacancy Rate	Avg. Asking Rate (FS)
1,271,012	65,136	0	65,136	5.12%	\$11.39

### MARKET INDICATORS

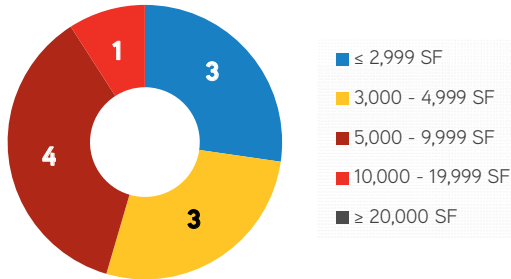
#### SAND HILL ROAD OFFICE

VACANCY RATE	↔
GROSS ABSORPTION	↓
NET ABSORPTION	↔
NUMBER OF VACANT SPACES	↔
WEIGHTED AVG. ASKING RATE (FS)	↔

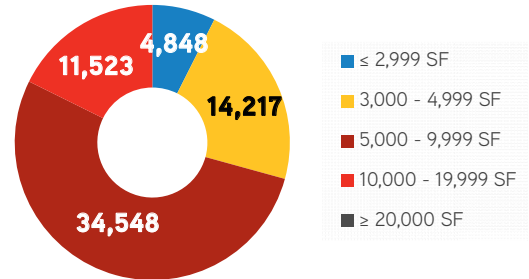
### VACANCY RATES VS. ASKING RENTS



### NUMBER OF VACANT SPACES



### TOTAL VACANT SQUARE FEET



### SAND HILL ROAD MAP

