

Sand Hill Road Report



SAND HILL ROAD OFFICE STATISTICS AS OF SEPTEMBER 1ST, 2016

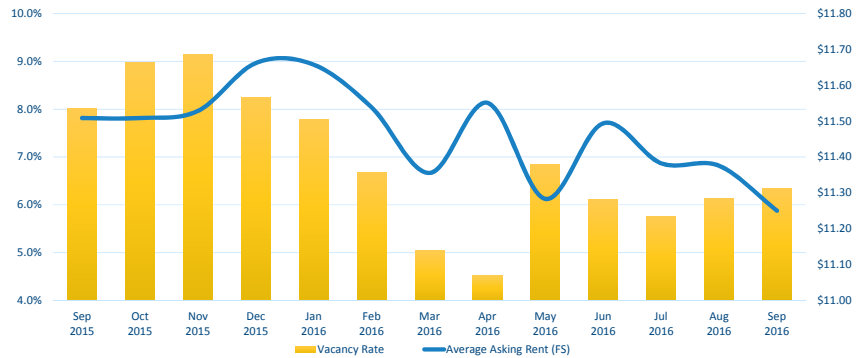
Building Base	Direct Vacant	Sublease Vacant	Total Vacant	Total Vacancy Rate	Avg. Asking Rate (FS)
1,271,012	62,932	17,635	80,567	6.34%	\$11.25

MARKET INDICATORS

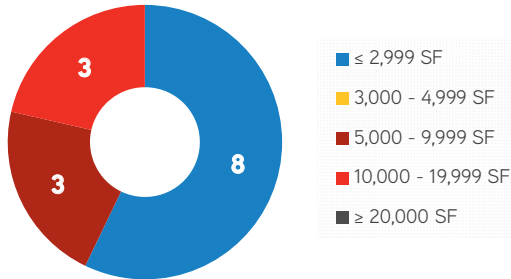
SAND HILL ROAD OFFICE

VACANCY RATE	↑
GROSS ABSORPTION	↑
NET ABSORPTION	↔
NUMBER OF VACANT SPACES	↑
WEIGHTED AVG. ASKING RATE (FS)	↓

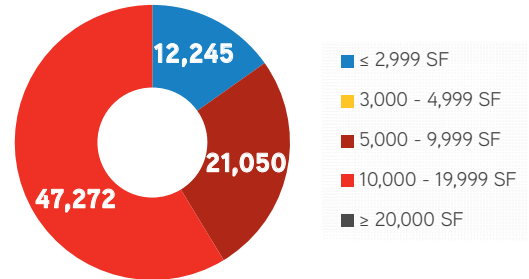
VACANCY RATES VS. ASKING RENTS



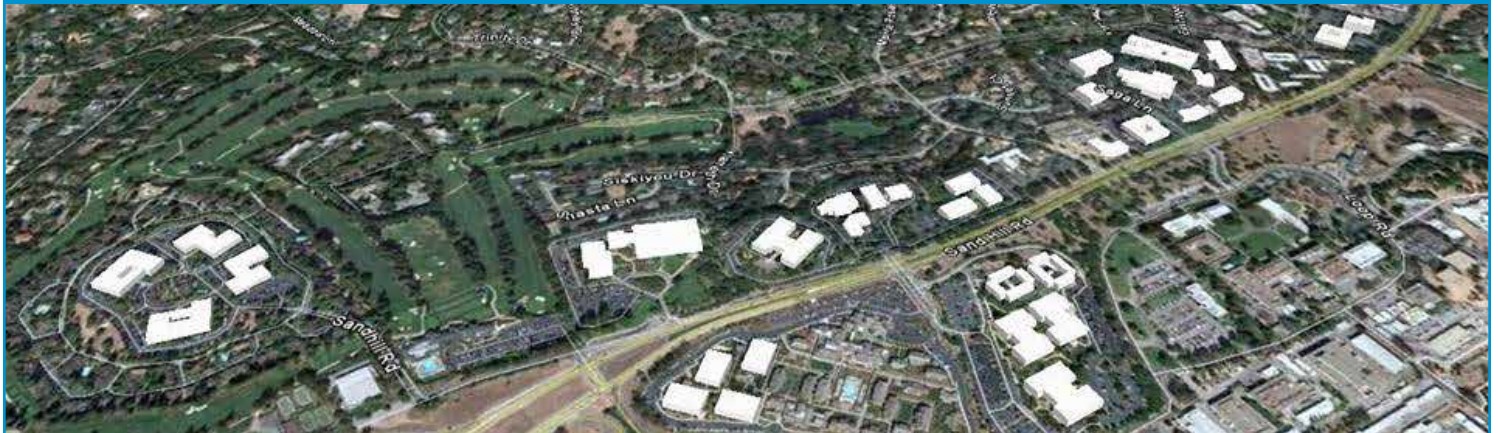
NUMBER OF VACANT SPACES



TOTAL VACANT SQUARE FEET



SAND HILL ROAD MAP



Due to a change in reporting standards, there may be statistic variations during the month of February 2015 that are not reflective of actual changes in the market.