

Sand Hill Road Report



SAND HILL ROAD OFFICE STATISTICS AS OF FEBRUARY 1ST, 2016

Building Base	Direct Vacant	Sublease Vacant	Total Vacant	Total Vacancy Rate	Avg. Asking Rate (FS)
1,270,287	84,863	0	84,863	6.68%	\$11.54

MARKET INDICATORS

SAND HILL ROAD OFFICE

VACANCY RATE



GROSS ABSORPTION



NET ABSORPTION



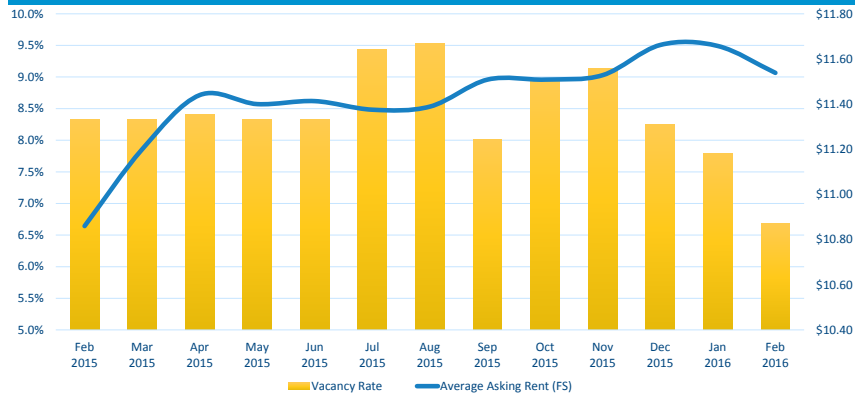
NUMBER OF VACANT SPACES



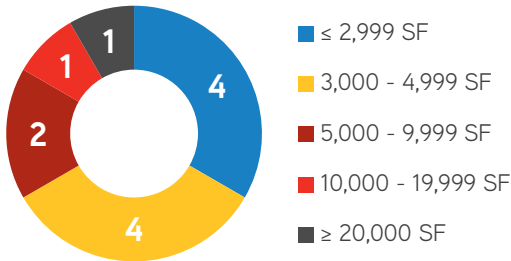
WEIGHTED AVG. ASKING RATE (FS)



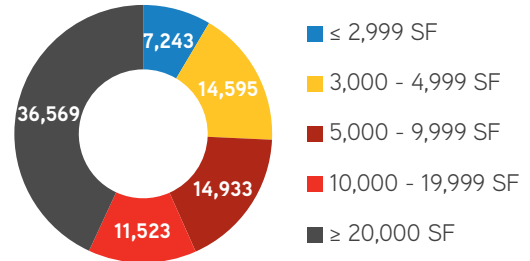
VACANCY RATES VS. ASKING RENTS



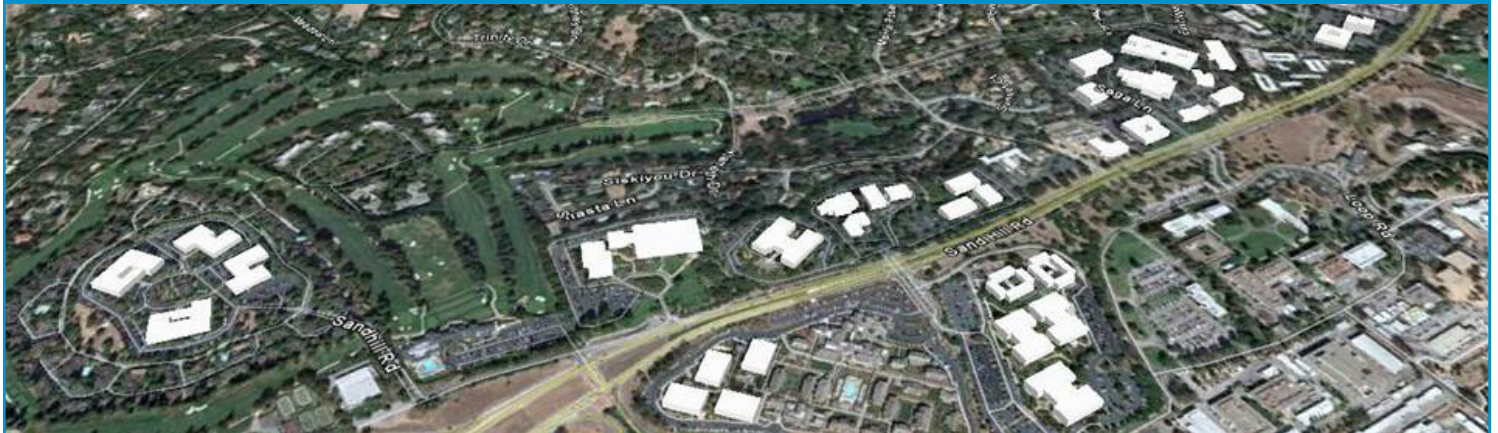
NUMBER OF VACANT SPACES



TOTAL VACANT SQUARE FEET



SAND HILL ROAD MAP



Due to a change in reporting standards, there may be statistic variations during the month of February 2015 that are not reflective of actual changes in the market.