

FEBRUARY 2016

Downtown Redwood City Office Report



DOWNTOWN REDWOOD CITY OFFICE STATISTICS AS OF FEBRUARY 1ST, 2016

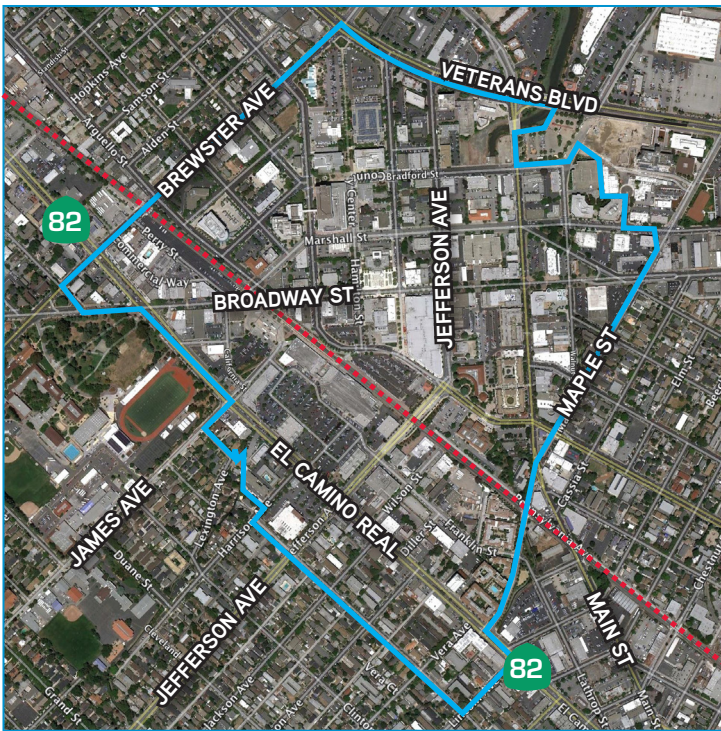
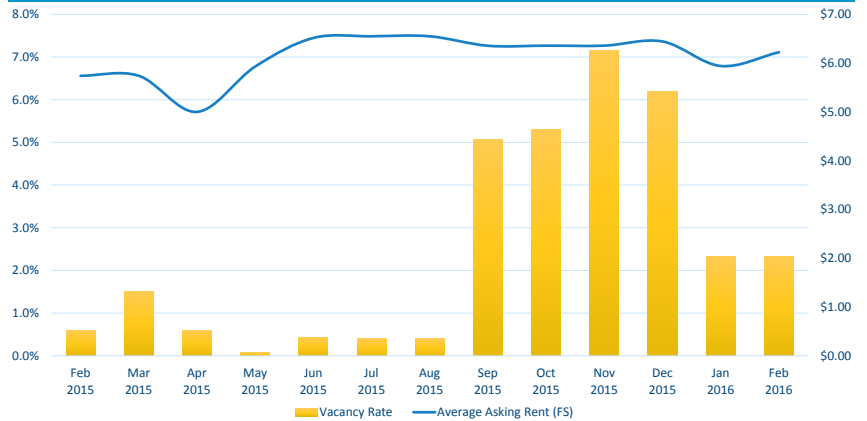
Building Base	Direct Vacant	Sublease Vacant	Total Vacant	Total Vacancy Rate	Avg. Asking Rate (FS)
998,034	20,484	2,637	23,121	2.32%	\$6.22

MARKET INDICATORS

DOWNTOWN REDWOOD CITY OFFICE

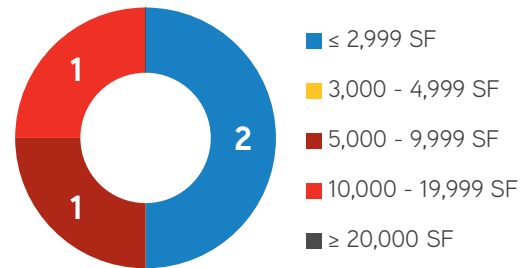
VACANCY RATE	↔
GROSS ABSORPTION	↓
NET ABSORPTION	↓
NUMBER OF VACANT SPACES	↔
WEIGHTED AVG. ASKING RATE (FS)	↑

VACANCY RATES VS. ASKING RENTS

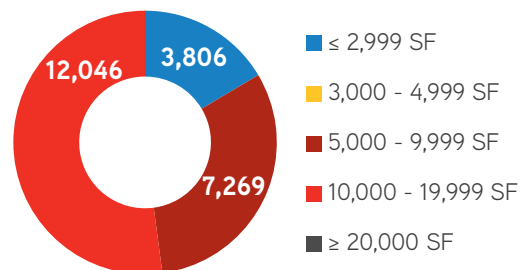


Due to a change in reporting standards, there may be statistic variations during the month of February 2015 that are not reflective of actual changes in the market.

NUMBER OF VACANT SPACES



TOTAL VACANT SQUARE FEET



COLLIERS INTERNATIONAL | San Francisco Peninsula | 203 Redwood Shores Parkway, Suite 125 | Redwood City, CA 94065
 MAIN +1 650 486 2200 | FAX +1 650 486 2201 | www.colliers.com | www.colliers.com/RedwoodCity