

APRIL 2016

# Sand Hill Road Report



## SAND HILL ROAD OFFICE STATISTICS AS OF APRIL 1ST, 2016

Building Base	Direct Vacant	Sublease Vacant	Total Vacant	Total Vacancy Rate	Avg. Asking Rate (FS)
1,270,287	57,378	0	57,378	4.52%	\$11.55

### MARKET INDICATORS

#### SAND HILL ROAD OFFICE

VACANCY RATE



GROSS ABSORPTION



NET ABSORPTION



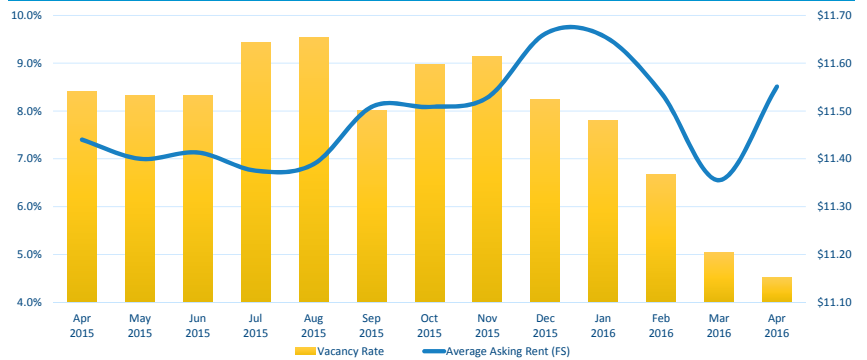
NUMBER OF VACANT SPACES



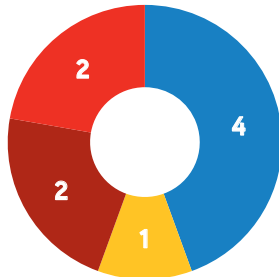
WEIGHTED AVG. ASKING RATE (FS)



### VACANCY RATES VS. ASKING RENTS

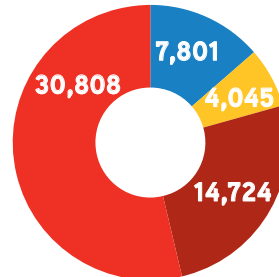


### NUMBER OF VACANT SPACES



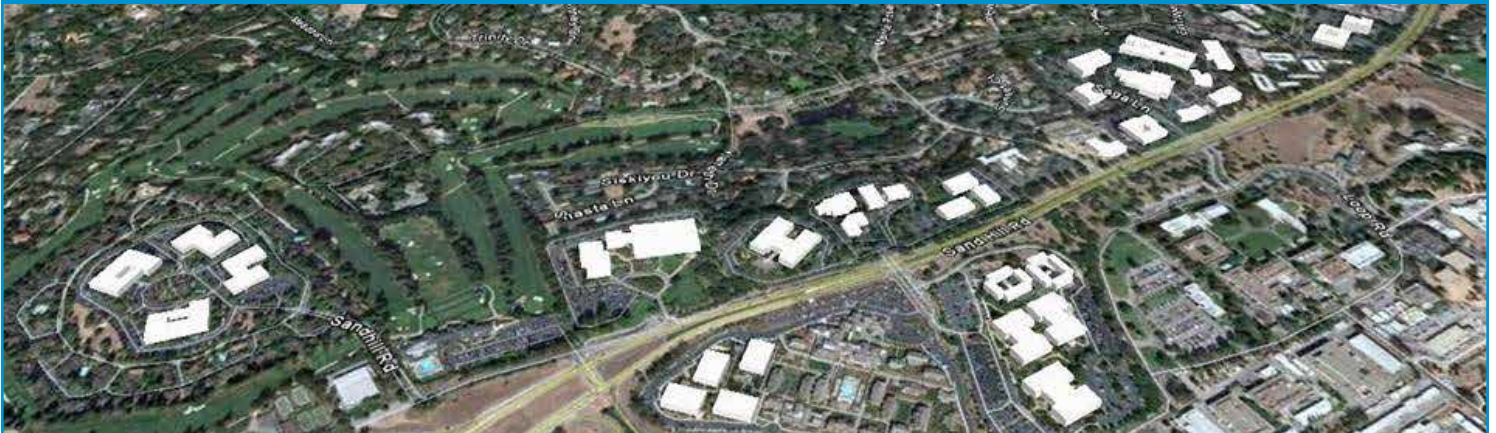
- ≤ 2,999 SF
- 3,000 - 4,999 SF
- 5,000 - 9,999 SF
- 10,000 - 19,999 SF
- ≥ 20,000 SF

### TOTAL VACANT SQUARE FEET



- ≤ 2,999 SF
- 3,000 - 4,999 SF
- 5,000 - 9,999 SF
- 10,000 - 19,999 SF
- ≥ 20,000 SF

### SAND HILL ROAD MAP



Due to a change in reporting standards, there may be statistic variations during the month of February 2015 that are not reflective of actual changes in the market.

COLLIERS INTERNATIONAL | San Francisco Peninsula | 203 Redwood Shores Parkway, Suite 125 | Redwood City, CA 94065  
 MAIN +1 650 486 2200 | FAX +1 650 486 2201 | [www.colliers.com](http://www.colliers.com) | [www.colliers.com/RedwoodCity](http://www.colliers.com/RedwoodCity)

[www.colliers.com/redwoodcity](http://www.colliers.com/redwoodcity)

The information furnished has been obtained from sources we deem reliable and is submitted subject to errors, omissions and changes. Although Colliers International has no reason to doubt its accuracy, we do not guarantee it. All information should be verified by the recipient prior to lease, purchase, exchange, or execution of legal documents. © 2016 Colliers International