

MAY 2015

Sand Hill Road Report



SAND HILL ROAD OFFICE STATISTICS AS OF MAY 1ST, 2015

Building Base	Direct Vacant	Sublease Vacant	Total Vacant	Total Vacancy Rate	Avg. Asking Rate (FS)
1,278,299	92,298	14,183	106,481	8.33%	\$11.40

MARKET INDICATORS

SAND HILL ROAD OFFICE

VACANCY RATE



GROSS ABSORPTION



NET ABSORPTION



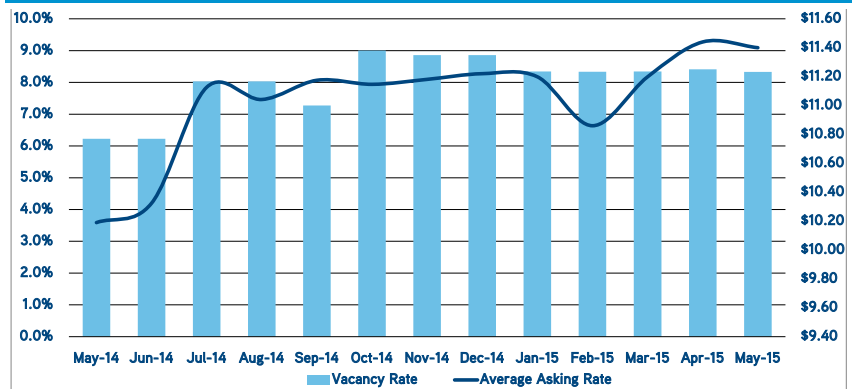
NUMBER OF VACANT SPACES



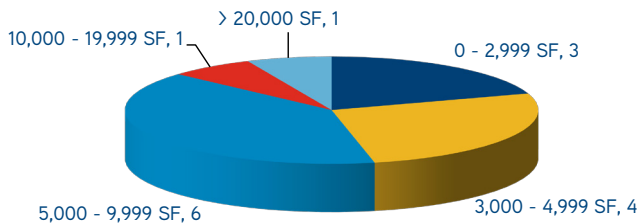
WEIGHTED AVG. ASKING RATE (FS)



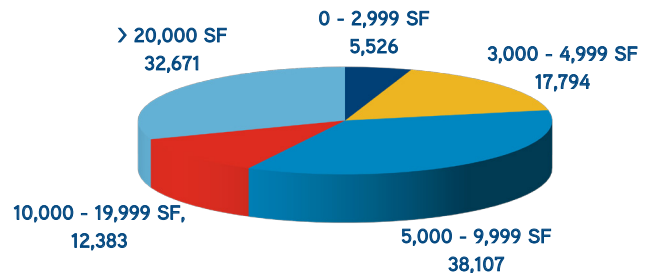
VACANCY RATES VS. ASKING RENTS



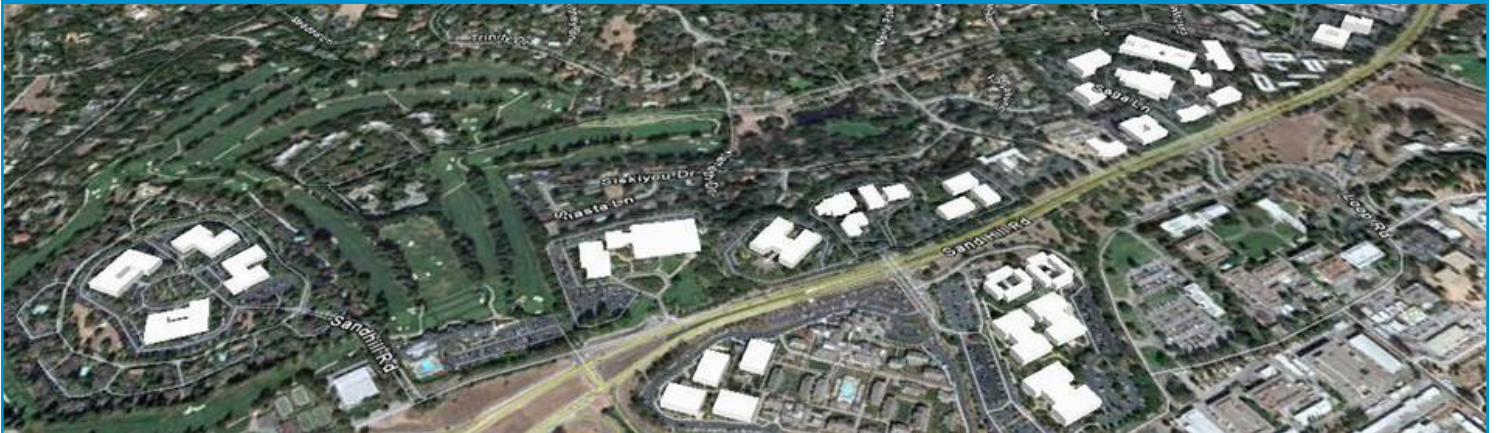
NUMBER OF VACANT SPACES



TOTAL VACANT SQUARE FEET



SAND HILL ROAD MAP



Due to a change in reporting standards, there may be statistic variations during the month of February 2015 that are not reflective of actual changes in the market.

COLLIERS INTERNATIONAL | San Francisco Peninsula | 203 Redwood Shores Parkway, Suite 125 | Redwood City, CA 94065

MAIN +1 650 486 2200 | FAX +1 650 486 2201 | www.colliers.com | www.colliers.com/RedwoodCity

www.colliers.com/redwoodcity

The information furnished has been obtained from sources we deem reliable and is submitted subject to errors, omissions and changes. Although Colliers International has no reason to doubt its accuracy, we do not guarantee it. All information should be verified by the recipient prior to lease, purchase, exchange, or execution of legal documents. © 2015 Colliers International