

JANUARY 2015

# Downtown Redwood City Office Report



## DOWNTOWN REDWOOD CITY OFFICE STATISTICS AS OF JANUARY 1ST, 2015

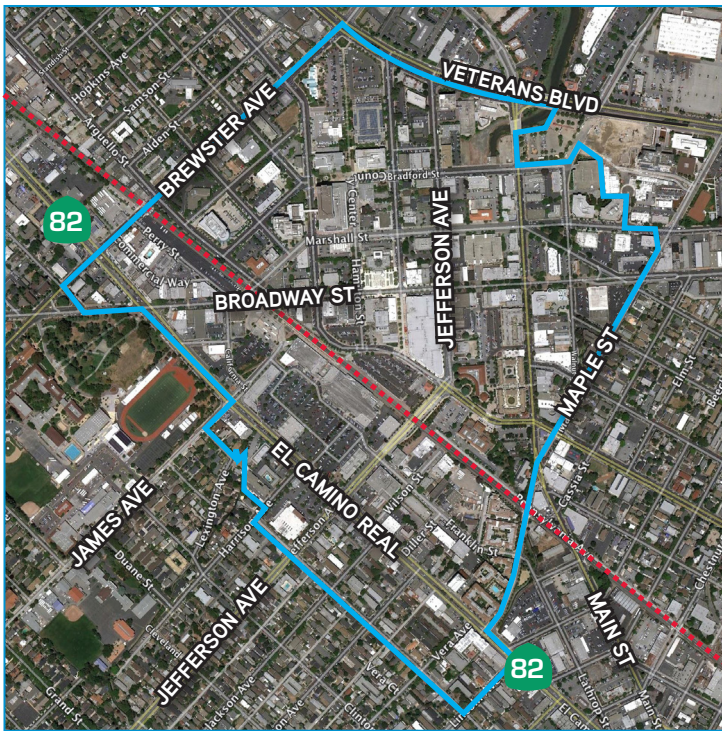
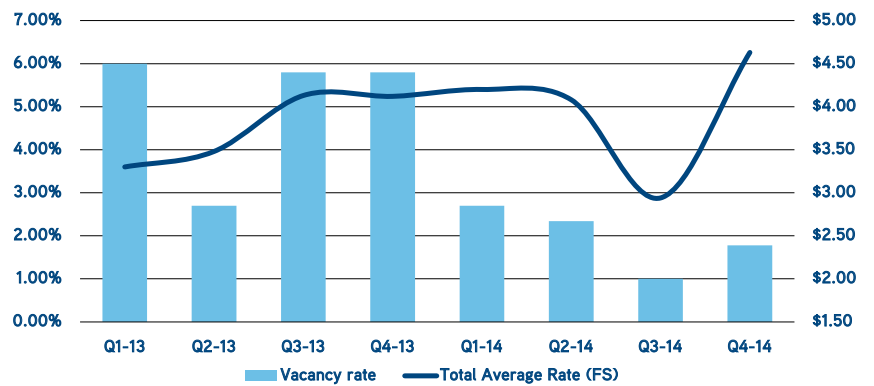
Building Base	Direct Vacant	Sublease Vacant	Total Vacant	Total Vacancy Rate	Avg. Asking Rate (FS)
717,760	5,657	7,135	12,792	1.78%	\$4.63

### MARKET INDICATORS

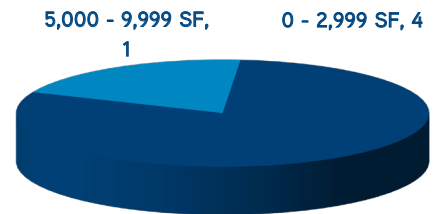
#### DOWNTOWN REDWOOD CITY OFFICE

VACANCY RATE	↑
GROSS ABSORPTION	↓
NET ABSORPTION	↓
NUMBER OF AVAILABLE SPACES	↑
WEIGHTED AVG. ASKING RATE (FS)	↓

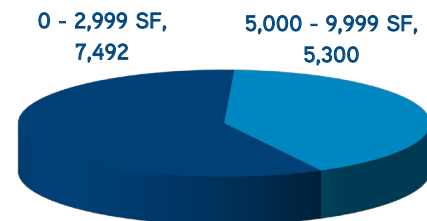
### VACANCY RATES VS. ASKING RENTS



### NUMBER OF VACANT SPACES



### TOTAL VACANT SQUARE FEET



COLLIERS INTERNATIONAL | San Francisco Peninsula | 203 Redwood Shores Parkway, Suite 125 | Redwood City, CA 94065  
 MAIN +1 650 486 2200 | FAX +1 650 486 2201 | [www.colliers.com](http://www.colliers.com) | [www.colliers.com/RedwoodCity](http://www.colliers.com/RedwoodCity)