

# Sand Hill Road Report



## SAND HILL ROAD OFFICE STATISTICS AS OF SEPTEMBER 1ST, 2014

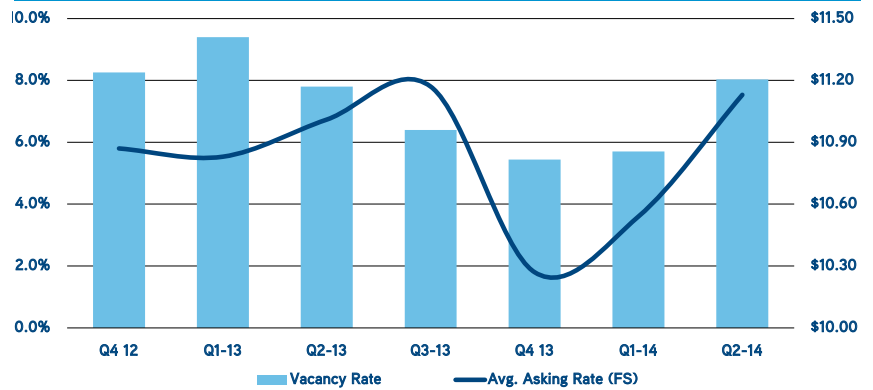
Building Base	Direct Vacant	Sublease Vacant	Total Vacant	Total Vacancy Rate	Avg. Asking Rate (FS)
1,195,891	78,303	8,705	87,008	7.28%	\$11.17

### MARKET INDICATORS

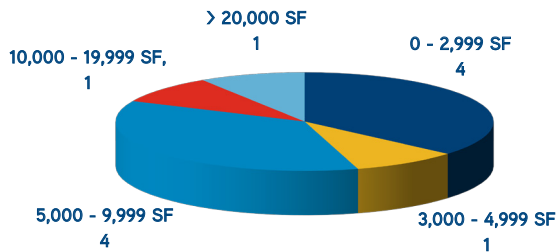
#### DOWNTOWN SAND HILL ROAD OFFICE

VACANCY RATE	↓
GROSS ABSORPTION	↑
NET ABSORPTION	↑
NUMBER OF AVAILABLE SPACES	↓
WEIGHTED AVG. ASKING RATE (FS)	↑

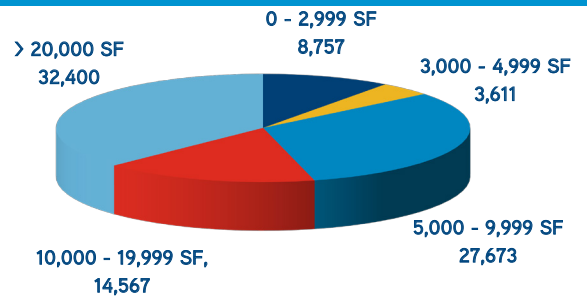
### VACANCY RATES VS. ASKING RENTS



### NUMBER OF VACANT SPACES



### TOTAL VACANT SQUARE FEET



### SAND HILL ROAD MAP

