

Sand Hill Road Report



SAND HILL ROAD OFFICE STATISTICS AS OF OCTOBER 1ST, 2014

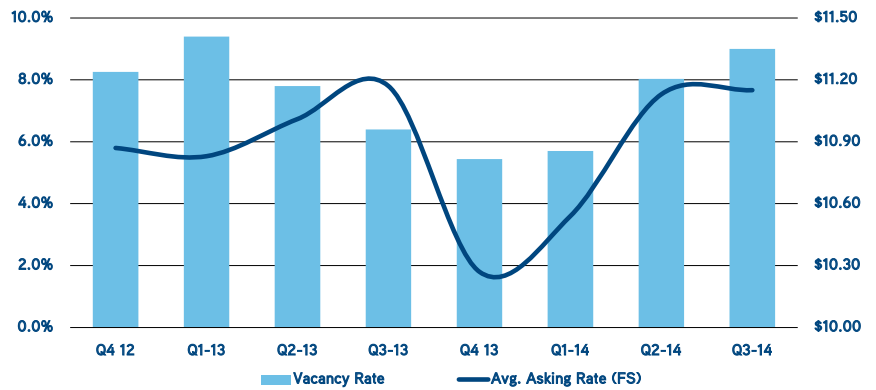
Building Base	Direct Vacant	Sublease Vacant	Total Vacant	Total Vacancy Rate	Avg. Asking Rate (FS)
1,195,891	92,411	15,228	107,639	9.00%	\$11.15

MARKET INDICATORS

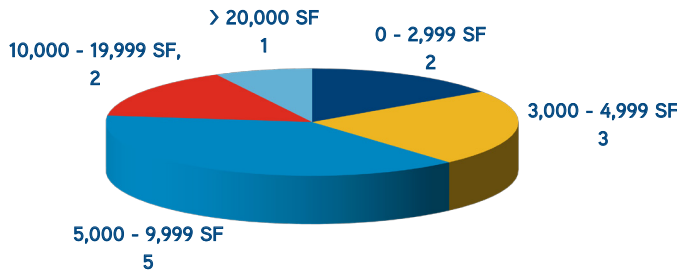
DOWNTOWN SAND HILL ROAD OFFICE

VACANCY RATE	↓
GROSS ABSORPTION	↑
NET ABSORPTION	↑
NUMBER OF AVAILABLE SPACES	↓
WEIGHTED AVG. ASKING RATE (FS)	↑

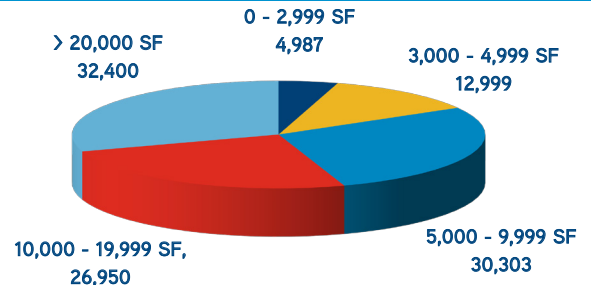
VACANCY RATES VS. ASKING RENTS



NUMBER OF VACANT SPACES



TOTAL VACANT SQUARE FEET



SAND HILL ROAD MAP

