

OCTOBER 2014

Downtown San Mateo Office Report



DOWNTOWN SAN MATEO OFFICE STATISTICS AS OF OCTOBER 1ST, 2014

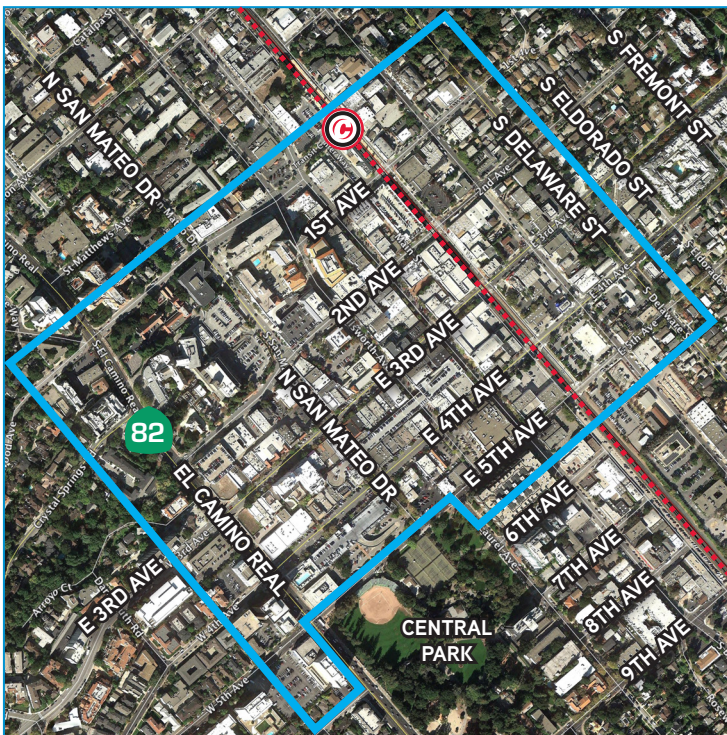
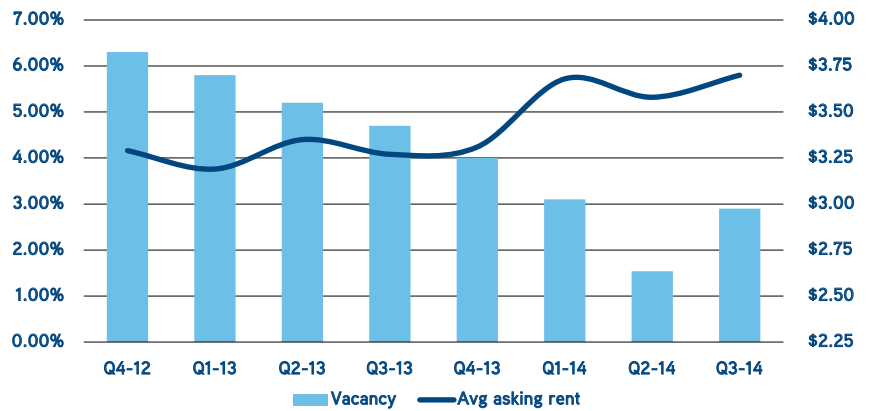
| Building Base | Direct Vacant | Sublease Vacant | Total Vacant | Total Vacancy Rate | Avg. Asking Rate (FS) |
|---------------|---------------|-----------------|--------------|--------------------|-----------------------|
| 1,034,525 | 25,525 | 4,492 | 30,017 | 2.90% | \$3.70 |

MARKET INDICATORS

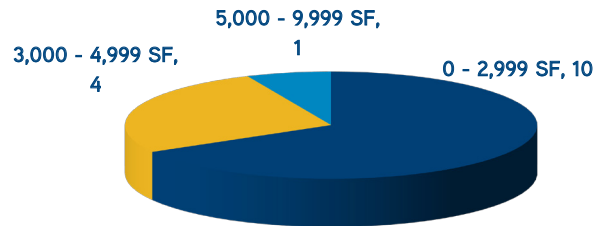
DOWNTOWN SAN MATEO OFFICE

| | |
|--------------------------------|---|
| VACANCY RATE | ↓ |
| GROSS ABSORPTION | ↑ |
| NET ABSORPTION | ↑ |
| NUMBER OF AVAILABLE SPACES | ↓ |
| WEIGHTED AVG. ASKING RATE (FS) | ↑ |

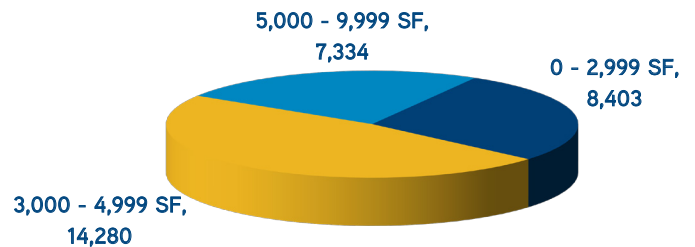
VACANCY RATES VS. ASKING RENTS



NUMBER OF VACANT SPACES



TOTAL VACANT SQUARE FEET



COLLIERS INTERNATIONAL | San Francisco Peninsula | 203 Redwood Shores Parkway, Suite 125 | Redwood City, CA 94065
 MAIN +1 650 486 2200 | FAX +1 650 486 2201 | www.colliers.com | www.colliers.com/RedwoodCity