

# Sand Hill Road Report



## SAND HILL ROAD OFFICE STATISTICS AS OF DECEMBER 1ST, 2014

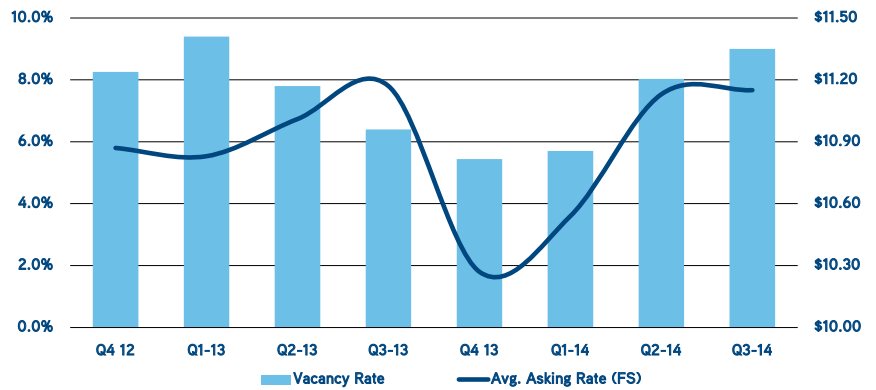
Building Base	Direct Vacant	Sublease Vacant	Total Vacant	Total Vacancy Rate	Avg. Asking Rate (FS)
1,195,891	96,532	9,388	105,920	8.86%	\$11.22

### MARKET INDICATORS

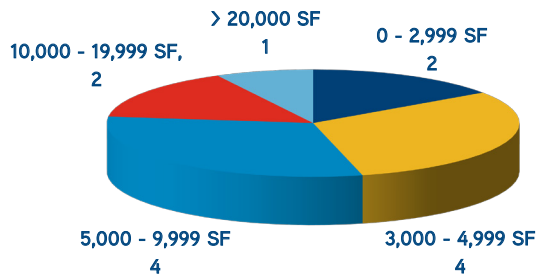
#### DOWNTOWN SAND HILL ROAD OFFICE

VACANCY RATE	↔
GROSS ABSORPTION	↔
NET ABSORPTION	↓
NUMBER OF AVAILABLE SPACES	↔
WEIGHTED AVG. ASKING RATE (FS)	↑

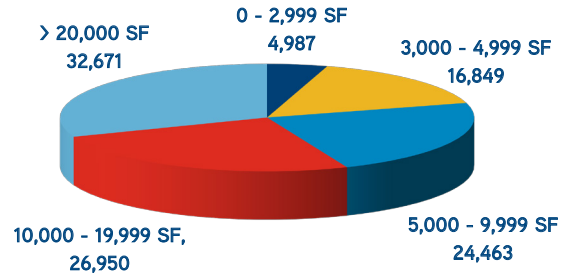
### VACANCY RATES VS. ASKING RENTS



### NUMBER OF VACANT SPACES



### TOTAL VACANT SQUARE FEET



### SAND HILL ROAD MAP

