

AUGUST 2014

Sand Hill Road Report



SAND HILL ROAD OFFICE STATISTICS AS OF AUGUST 1ST, 2014

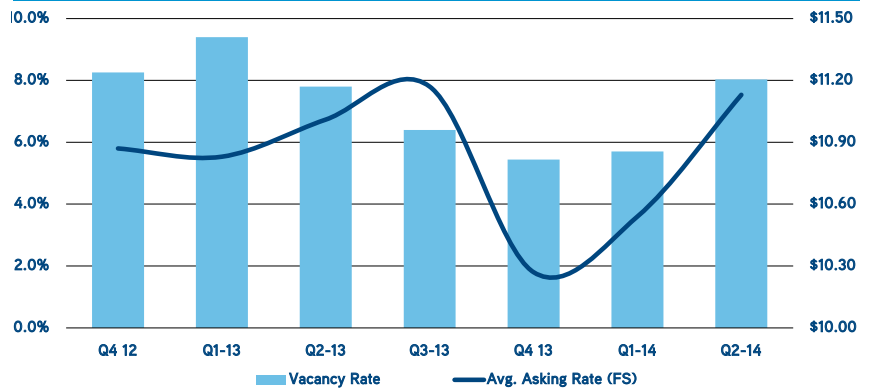
Building Base	Direct Vacant	Sublease Vacant	Total Vacant	Total Vacancy Rate	Avg. Asking Rate (FS)
1,195,891	87,337	8,705	96,042	8.03%	\$11.04

MARKET INDICATORS

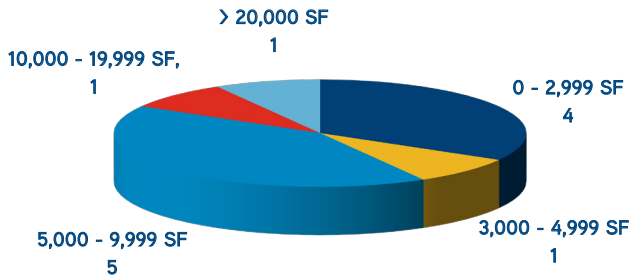
DOWNTOWN SAND HILL ROAD OFFICE

VACANCY RATE	➔
GROSS ABSORPTION	⬇
NET ABSORPTION	⬆
NUMBER OF AVAILABLE SPACES	➔
WEIGHTED AVG. ASKING RATE (FS)	⬇

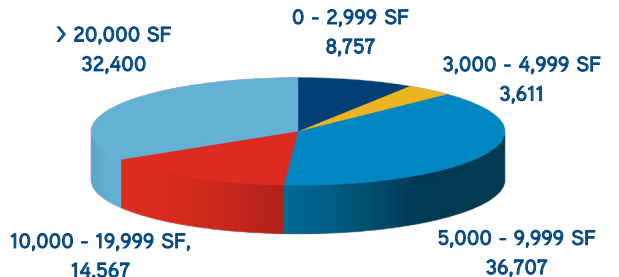
VACANCY RATES VS. ASKING RENTS



NUMBER OF VACANT SPACES



TOTAL VACANT SQUARE FEET



SAND HILL ROAD MAP



COLLIERS INTERNATIONAL | San Francisco Peninsula | 203 Redwood Shores Parkway, Suite 125 | Redwood City, CA 94065
 MAIN +1 650 486 2200 | FAX +1 650 486 2201 | www.colliers.com | www.colliers.com/RedwoodCity

www.colliers.com/redwoodcity

The information furnished has been obtained from sources we deem reliable and is submitted subject to errors, omissions and changes. Although Colliers International has no reason to doubt its accuracy, we do not guarantee it. All information should be verified by the recipient prior to lease, purchase, exchange, or execution of legal documents. © 2014 Colliers International