

## DOWNTOWN PALO ALTO OFFICE STATISTICS AS OF JUNE 1ST, 2012

Building Base	Total Vacant	Total Vacancy Rate*	Total Available	Total Available Rate*	Avg. Asking Rate (FS)
2,636,482	46,997	1.78%	70,476	2.67%	\$6.79

### MARKET INDICATORS

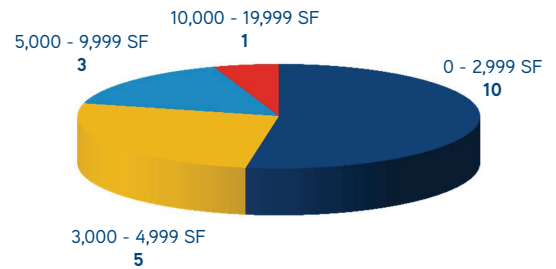
#### DOWNTOWN PALO ALTO OFFICE

VACANCY RATE	↔
GROSS ABSORPTION	↔
NET ABSORPTION	↔
NUMBER OF AVAILABLE SPACES	↔
WEIGHTED AVG. ASKING RATE (FS)	↔

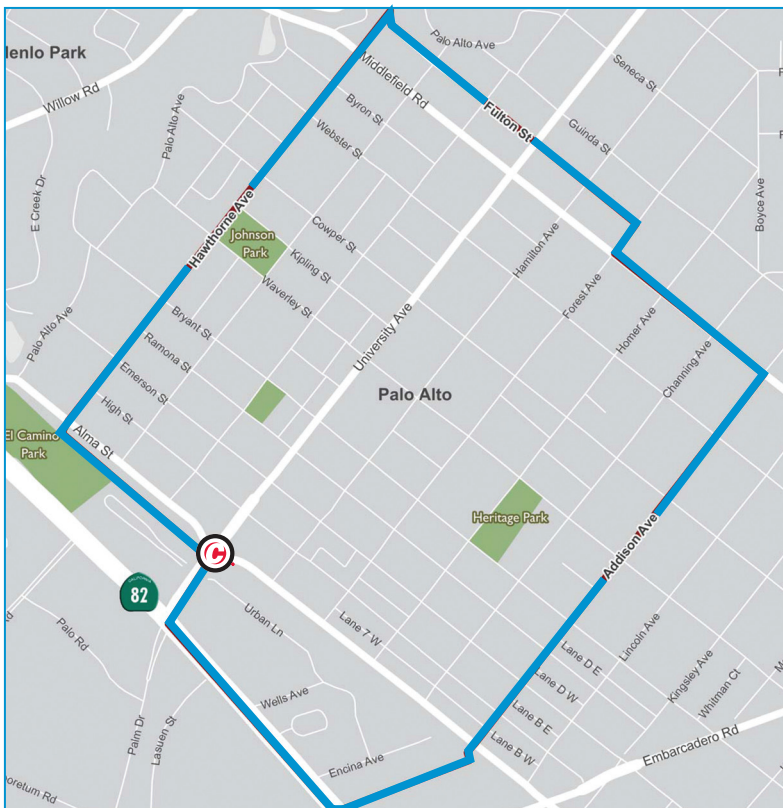
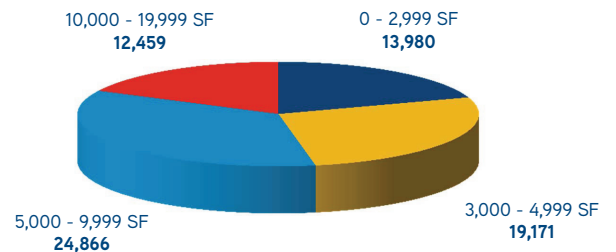
### DOWNTOWN PALO ALTO OFFICE

	# OF LISTINGS	AVAILABLE SF
0 - 3,000	10	13,980
3,000 - 5,000	5	19,171
5,000 - 10,000	3	24,866
10,000 - 20,000	1	12,459
> 20,000	0	0
<b>TOTAL</b>	<b>19</b>	<b>70,476</b>

### NUMBER OF AVAILABLE SPACES



### TOTAL AVAILABLE SQUARE FEET



\*GENERAL TERMS - Availability: Vacant or occupied space that is offered for lease, sublease or sale (to an owner-occupant).  
 - Vacancy: Percentage of vacant inventory available including both vacant direct, and vacant sublease space.