

JULY 2012

Downtown Redwood City Office Report



DOWNTOWN REDWOOD CITY OFFICE STATISTICS AS OF JULY 1ST, 2012

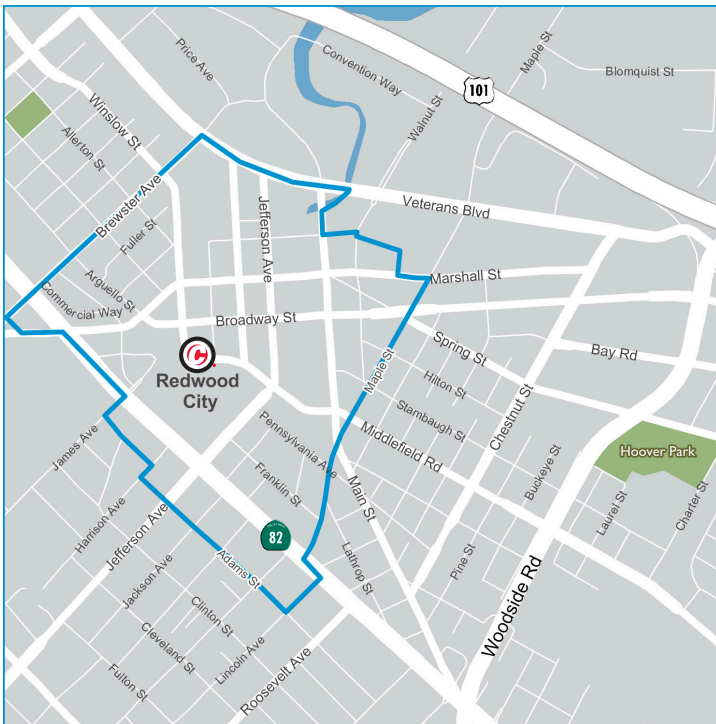
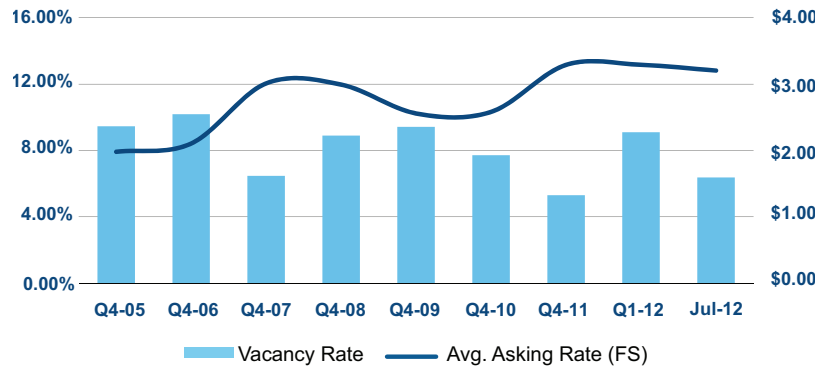
Building Base	Direct Vacant	Sublease Vacant	Total Vacant	Total Vacancy Rate	Avg. Asking Rate (FS)
671,860	42,829	0	42,829	6.4%	\$3.20

MARKET INDICATORS

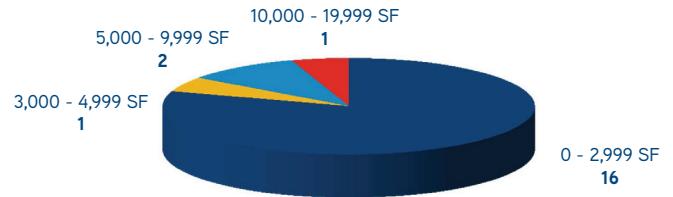
DOWNTOWN REDWOOD CITY OFFICE

VACANCY RATE	↓
GROSS ABSORPTION	↑
NET ABSORPTION	↑
NUMBER OF AVAILABLE SPACES	↓
WEIGHTED AVG. ASKING RATE (FS)	↔

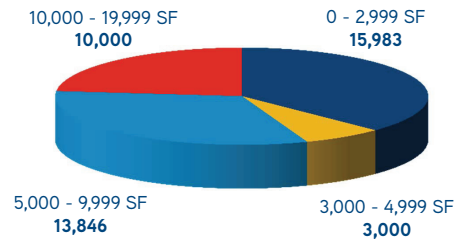
VACANCY RATES VS. ASKING RENTS



NUMBER OF VACANT SPACES



TOTAL VACANT SQUARE FEET



COLLIERS INTERNATIONAL | San Francisco Peninsula | 203 Redwood Shores Parkway, Suite 125 | Redwood City, 94065 CA
 MAIN +1 650 486 2200 | FAX +1 650 486 2201 | www.colliers.com | www.colliers.com/RedwoodCity