

## DOWNTOWN PALO ALTO OFFICE STATISTICS AS OF JULY 1ST, 2012

Building Base	Total Vacant	Total Vacancy Rate*	Total Available	Total Available Rate*	Avg. Asking Rate (FS)
2,638,248	36,695	1.39%	76,650	2.91%	\$7.19

### MARKET INDICATORS

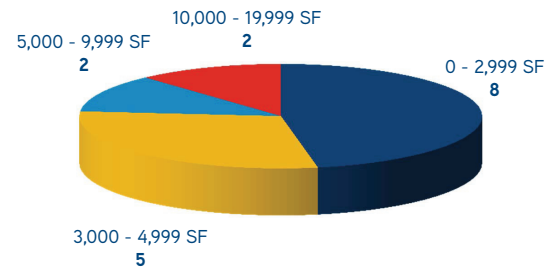
#### DOWNTOWN PALO ALTO OFFICE

VACANCY RATE	↔
GROSS ABSORPTION	↑
NET ABSORPTION	↑
NUMBER OF AVAILABLE SPACES	↓
WEIGHTED AVG. ASKING RATE (FS)	↑

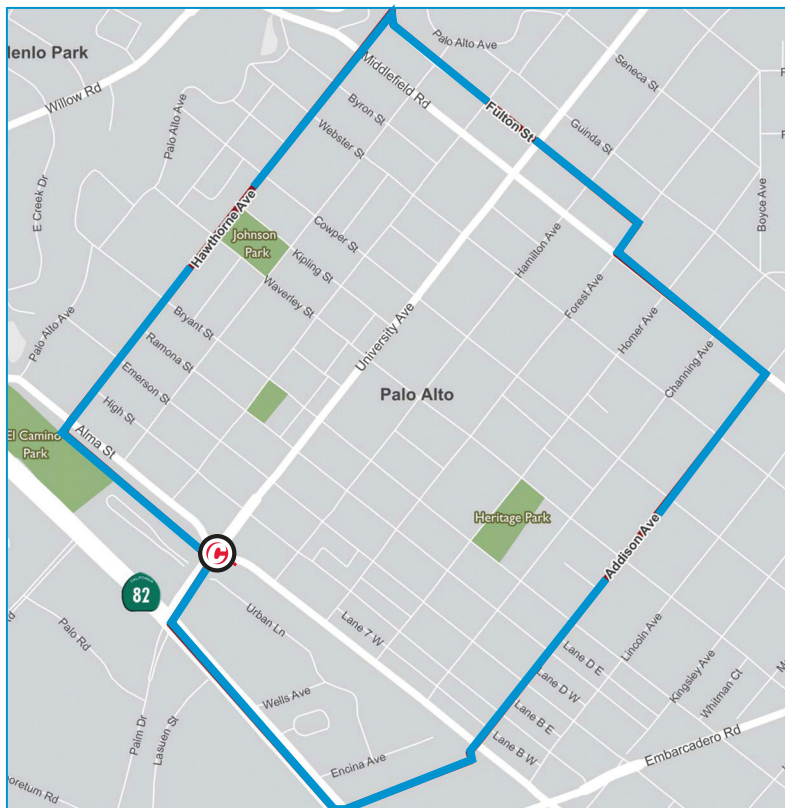
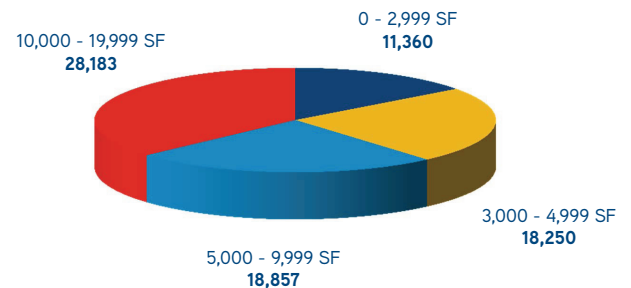
### DOWNTOWN PALO ALTO OFFICE

	# OF LISTINGS	AVAILABLE SF
0 - 3,000	8	11,360
3,000 - 5,000	5	18,250
5,000 - 10,000	2	18,857
10,000 - 20,000	2	28,183
> 20,000	0	0
<b>TOTAL</b>	<b>17</b>	<b>76,650</b>

### NUMBER OF AVAILABLE SPACES



### TOTAL AVAILABLE SQUARE FEET



\*GENERAL TERMS - Availability: Vacant or occupied space that is offered for lease, sublease or sale (to an owner-occupant).  
 - Vacancy: Percentage of vacant inventory available including both vacant direct, and vacant sublease space.