

Sand Hill Road Report



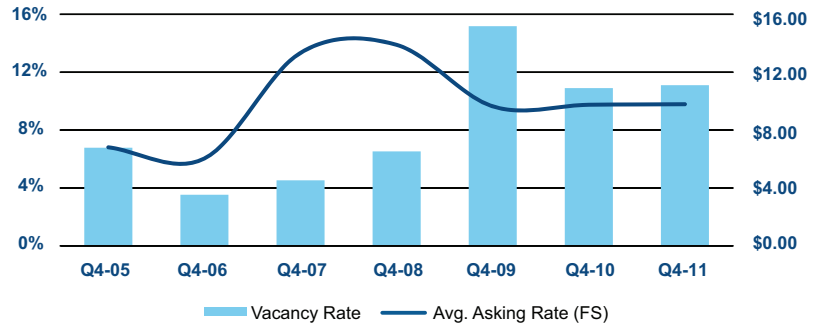
Building Base	Direct Vacant	Sublease Vacant	Total Vacant	Total Vacancy Rate	Avg. Asking Rate (FS)
1,160,265	65,797	62,795	128,592	11.1%	\$9.79

MARKET INDICATORS

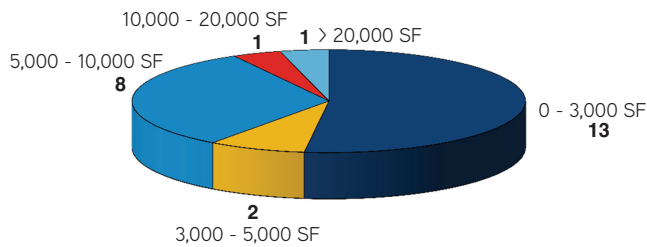
DOWNTOWN REDWOOD CITY OFFICE

VACANCY RATE	↔
GROSS ABSORPTION	↔
NET ABSORPTION	↔
NUMBER OF AVAILABLE SPACES	↔
WEIGHTED AVG. ASKING RATE (FS)	↔

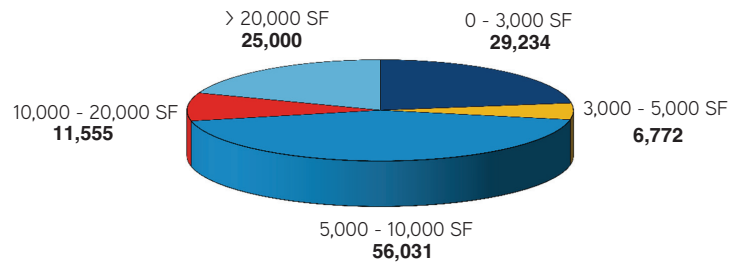
VACANCY RATES VS. ASKING RENTS



NUMBER OF VACANT SPACES



TOTAL VACANT SQUARE FEET



SAND HILL ROAD MAP

