

## DOWNTOWN PALO ALTO OFFICE STATISTICS AS OF JANUARY 1ST, 2012

Building Base	Total Vacant	Total Vacancy Rate*	Total Available	Total Available Rate*	Avg. Asking Rate (FS)
2,636,212	64,381	2.44%	83,295	3.16%	\$6.87

### MARKET INDICATORS

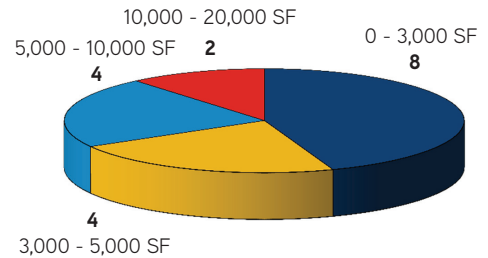
#### DOWNTOWN PALO ALTO OFFICE

VACANCY RATE	↑
GROSS ABSORPTION	↔
NET ABSORPTION	↓
NUMBER OF AVAILABLE SPACES	↔
WEIGHTED AVG. ASKING RATE (FS)	↔

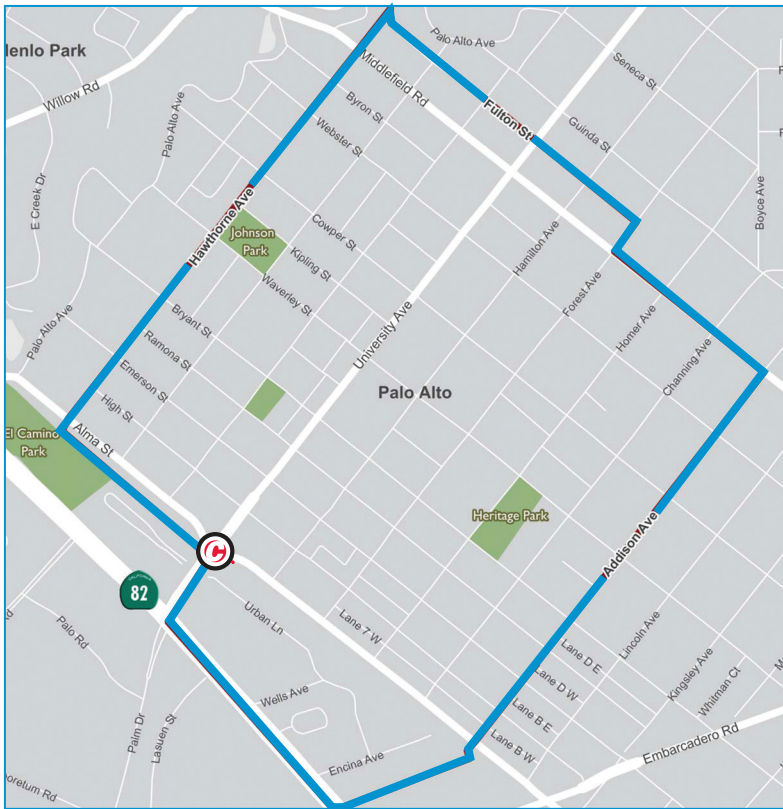
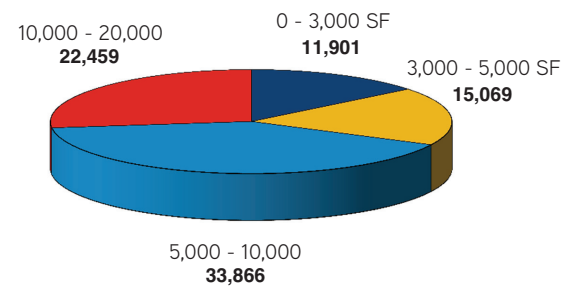
### DOWNTOWN PALO ALTO OFFICE

	# OF LISTINGS	AVAILABLE SF
0 - 3,000	8	11,901
3,000 - 5,000	4	15,069
5,000 - 10,000	4	33,866
10,000 - 20,000	2	22,459
> 20,000	0	0
<b>TOTAL</b>	<b>18</b>	<b>83,295</b>

### NUMBER OF AVAILABLE SPACES



### TOTAL AVAILABLE SQUARE FEET



\*GENERAL TERMS - Availability: Vacant or occupied space that is offered for lease, sublease or sale (to an owner-occupant).  
 - Vacancy: Percentage of vacant inventory available including both vacant direct, and vacant sublease space.