

Sand Hill Road Report



SAND HILL ROAD OFFICE STATISTICS AS OF DECEMBER 1ST, 2012

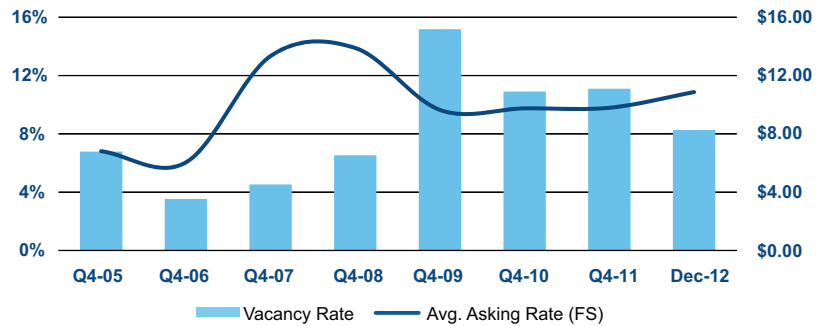
Building Base	Direct Vacant	Sublease Vacant	Total Vacant	Total Vacancy Rate	Avg. Asking Rate (FS)
1,148,971	81,674	13,272	94,946	8.3%	\$10.87

MARKET INDICATORS

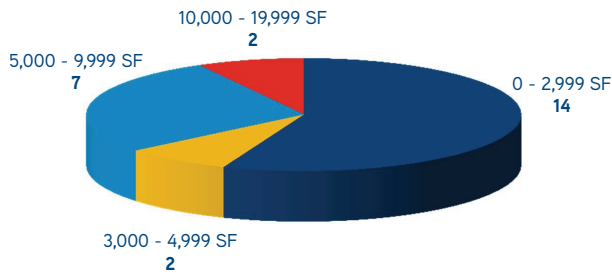
DOWNTOWN REDWOOD CITY OFFICE

VACANCY RATE	↔
GROSS ABSORPTION	↔
NET ABSORPTION	↓
NUMBER OF AVAILABLE SPACES	↔
WEIGHTED AVG. ASKING RATE (FS)	↑

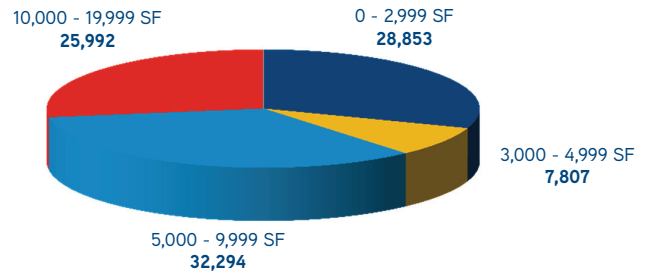
VACANCY RATES VS. ASKING RENTS



NUMBER OF VACANT SPACES



TOTAL VACANT SQUARE FEET



SAND HILL ROAD MAP

