

DOWNTOWN PALO ALTO OFFICE STATISTICS AS OF SEPTEMBER 1ST, 2011

Building Base	Total Vacant	Total Vacancy Rate*	Total Available	Total Available Rate*	Avg. Asking Rate (FS)
2,636,210	64,676	2.45%	102,108	3.87%	\$6.68

MARKET INDICATORS

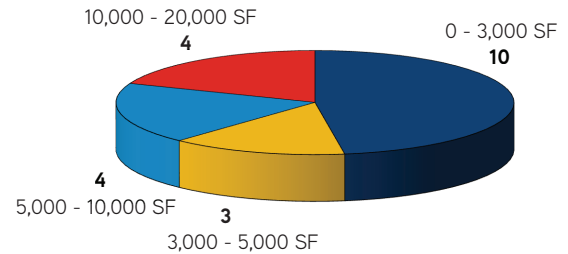
DOWNTOWN PALO ALTO OFFICE

VACANCY RATE	↔
GROSS ABSORPTION	↑
NET ABSORPTION	↔
NUMBER OF AVAILABLE SPACES	↔
WEIGHTED AVG. ASKING RATE (FS)	↔

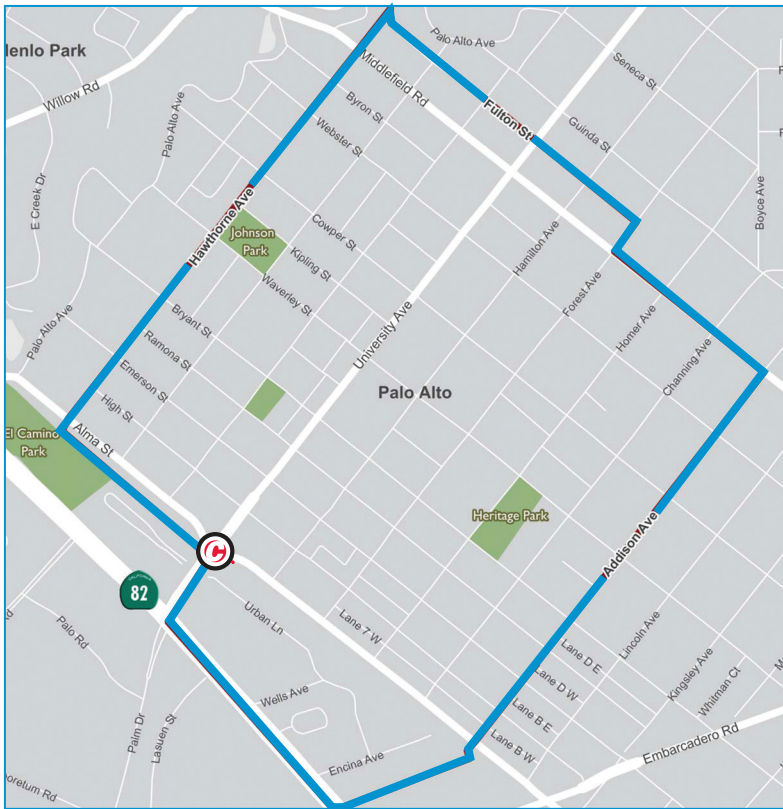
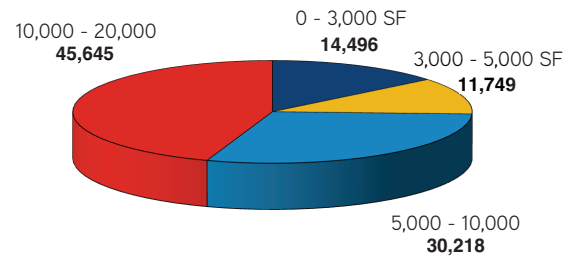
DOWNTOWN PALO ALTO OFFICE

	# OF LISTINGS	AVAILABLE SF
0 - 3,000	10	14,496
3,000 - 5,000	3	11,749
5,000 - 10,000	4	30,218
10,000 - 20,000	4	45,645
> 20,000	0	0
TOTAL	21	102,108

NUMBER OF AVAILABLE SPACES



TOTAL AVAILABLE SQUARE FEET



*GENERAL TERMS - Availability: Vacant or occupied space that is offered for lease, sublease or sale (to an owner-occupant).
 - Vacancy: Percentage of vacant inventory available including both vacant direct, and vacant sublease space.